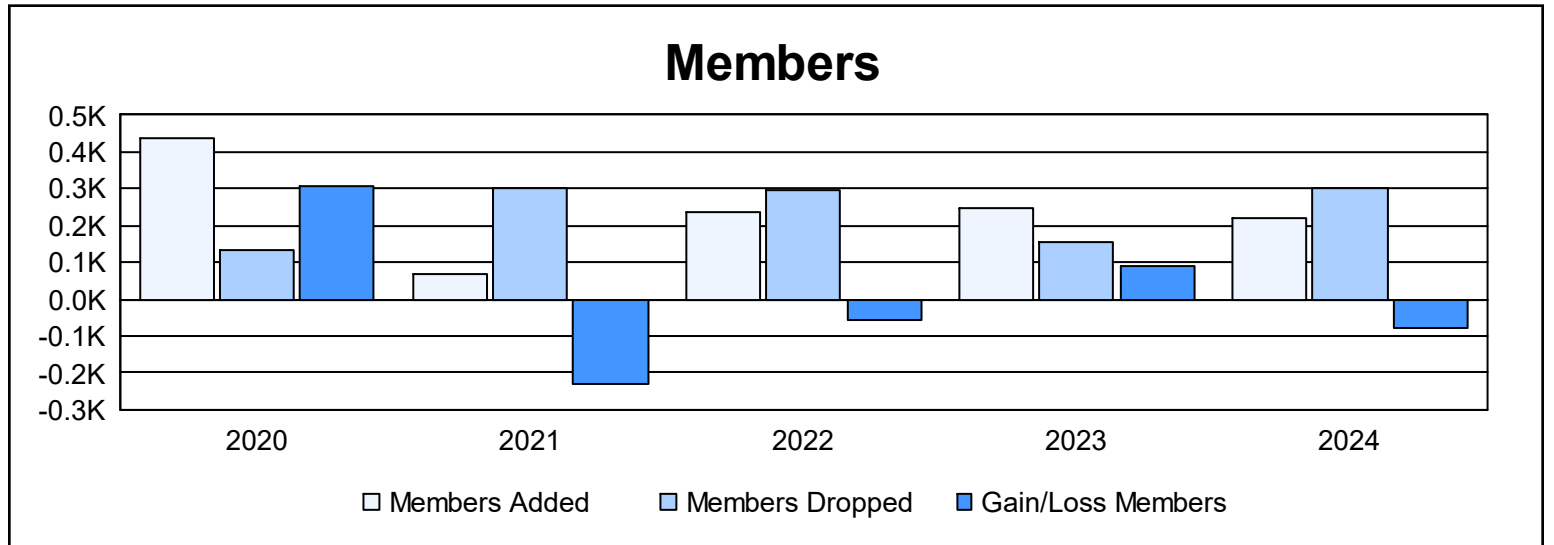
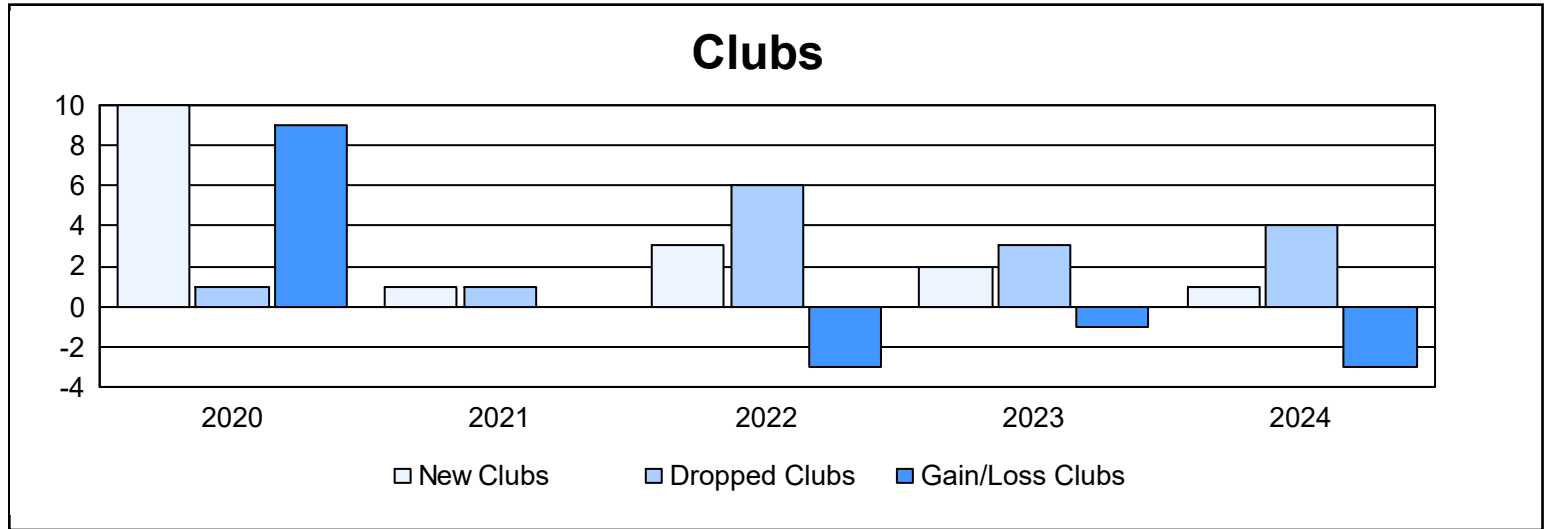
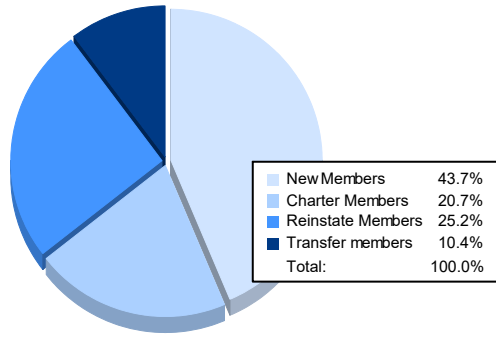


Year	New Clubs	Dropped Clubs	Gain/ Loss Clubs	New Members	Charter Members	Reinstate Members	Transfer Members	Total Member Added	Total Members Dropped	Gain/ Loss Members
2019-2020	10	1	9	183	248	6	2	439	133	306
2020-2021	1	1	0	47	20	0	0	67	299	-232
2021-2022	3	6	-3	108	109	21	1	239	297	-58
2022-2023	2	3	-1	167	64	10	6	247	156	91
2023-2024	1	4	-3	97	46	56	23	222	303	-81
<b>Average</b>	<b>3</b>	<b>3</b>	<b>0</b>	<b>120</b>	<b>97</b>	<b>19</b>	<b>6</b>	<b>243</b>	<b>238</b>	<b>5</b>



### Membership Composition June 2024 Cumulative



### Gender Composition June 2024 Cumulative

